


CORE FEATURES

- ✔ The chassis is fabricated from 8mm thickness tubes. Each unit is leak tested and given protective dip coating to provide extended life.
- ✔ The inside of volute is applied with glossy smooth finish high performance coating which give longer volute life and increases water flow.
- ✔ The complete unit is tested in our own facility under stringent standards set by our quality control team.
- ✔ The complete pump end including chassis is treated with a corrosion proof chemical and further painted using the highest quality paint system to protect the unit from aggressive weather conditions.
- ✔ All studs/nuts/bolts/washers are made from stainless steel grade and it comes as standard in Appold Pumps. It will enable the end user to open up the units with ease even after several years in operation.



APPOLD GENUINE SPAREPARTS



APPOLD PUMPS LLC.

Dubai Investment Park,
P.O. Box : 50646, Dubai, U.A.E.

Ph : +971 4 2340035

email : info@appoldpumps.com

www.appoldpumps.com



PUMPS

APPOLD

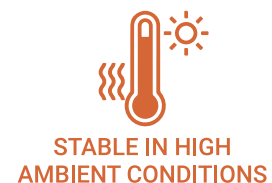
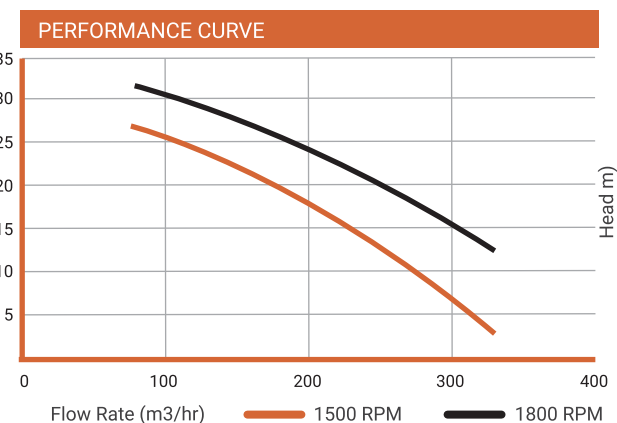
SETTING NEW STANDARDS

Appold Pump offers the extended life specification as standard to meet the ever demanding improved performance. The AP Range from Appold Pumps are General Purpose pumps capable of sump pumping, over-pumping, well pointing and clean water application. The current range of 6 inch Pump offered by Appold Pumps are capable of meeting the market demands for varied dewatering application. The complete pump end is manufactured in our own facility and are tested at various stages of production to ensure high quality.

BENEFITS OF APPOLD AP600 PUMP

- Fast automatic priming and re-priming
- Heavy duty **Pump Bearings** & mechanical **Seal System**
- Stainless steel **Main Shaft** , **Stuffing Box** & **SS Closed Impeller** with **Smooth Vanes**
- **Reflux balls** last longer than any other brand.
- Quality **Gasket** and **Sealing** ensure leak proof performance.
- High grade **Painting** lasting 5-7 years and more
- Supreme quality solid **Tyres**.
- Coated and aluminum painted **Wheel Hubs**
- **Vacuum Pump** is precisely equipped to give maximum efficiency.
- Entire pump parts manufactured In-house, using high precision **CNC & VMC machinery**
- Fair **Pricing Policy**

- **Quality check** with CMM and other multi-quality checks for each material
- **Spare parts** of supreme quality with fair pricing



APPOLD PUMPS
AP600